

Features:

- Available in three body types: Peel-A-Way® Removable Terminal Carriers, molded Solid Strips, and molded Snap Strips [breakable at .100/(2.54mm)].
- Tapered entry for ease of insertion.
- Multi-finger contacts for reliability.
- Closed bottom sleeve for 100% anti-wicking of solder.
- Custom configurations available.

Specifications:

Terminals:

Brass - Copper Alloy
(C36000) ASTM-B-16

Contacts:

Beryllium Copper
(C17200) ASTM-B-194

Solder Preform:

Standard: 63Sn/37Pb
Lead-free: 95.5Sn/4.0Ag/0.5Cu

Plating:

G - Gold over Nickel
M - Matte Tin over Nickel
T - Tin/Lead over Nickel

Gold per ASTM-B-488
Matte Tin per ASTM545-97
Tin/Lead per MIL-P-81728
Nickel per QQ-N-290




5 Energy Way, West Warwick, RI 02893 USA
Tel: 800.424.9850 | 401.823.5200
Fax: 401.823.8723
info@advanced.com | www.advanced.com
Catalog 16A

Table of Models

	<p>Description: Peel-A-Way® Strips (KSS) Material: Polyimide Film Index: -269°C to 400°C (-452°F to 752°F)</p>	
	<p>Description: Molded Snap Strips (HSS/HLSS) Mat'l: Glass Filled Thermoplastic (PPS) Index: -60°C to 220°C (-76°F to 428°F)</p>	
	<p>Description: Molded Solid Strips (RNB, RLNB) Mat'l: High Temp. Liquid Crystal Polymer (LCP) Index: -40°C to 260°C (-40°F to 500°F)</p>	

HSS/HLSS replaces RSS/RLSS and SS/LSS. RNB/RLNB replaces HNB/HLNB and NB/LNB.

Options

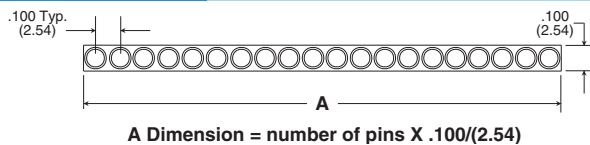


Tape Seal - add 3M to end of part number

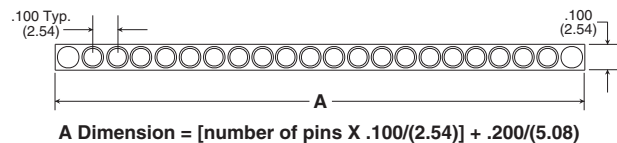
- Removable tape seal protects plated contact in harsh environments.
- Sealed socket will not allow dirt and other contaminants to enter socket chamber and become entrapped behind contact fingers.
- Spray flux without contaminating contact area.
- Material - Silicone Backed Polyimide Film, -74°C to 260°C (-100°F to 500°F) Intermittent to 371°C (700°F)

Dimensional Information

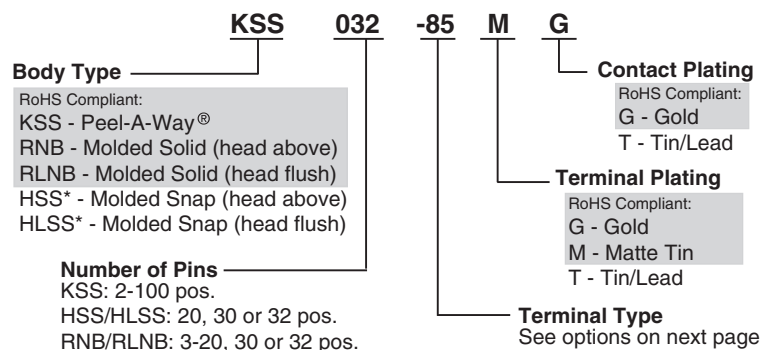
Molded Body Types



Peel-A-Way® Body Types



How To Order



*PSS Insulators (HSS/HLSS) are not suitable for high temperature, lead-free (RoHS) solder profiles.
Note: Terminals plated with Matte Tin are available only with Gold plated contacts.

Products shown covered by patents issued and/or pending. Specifications subject to change without notice.

inch/(mm)

SIP Sockets

Molded and Peel-A-Way® Insulators

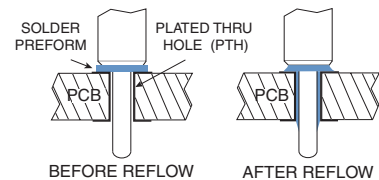

Additional standard and custom terminals available.
See Terminals section or consult factory.

Standard Terminals	
Type -51 	Type -04
Type -49 Not for use with HSS or RNB. 	Type -01 Molded only
Type -33 Peel-A-Way® only 	Type -85 Peel-A-Way® only
Type -176 Peel-A-Way® only 	Type -210 Peel-A-Way® only

Solder Preform Terminals

Tin/Lead: Type -150 Lead-free: Type -811	Tin/Lead: Type -151 Lead-free: Type -812	Tin/Lead: Type -111 Lead-free: Type -810
		Peel-A-Way® only


Intrusive Reflow Application



Solder Preform Terminals

- Combines the labor of socket loading and solder application into one operation.
- Eliminates the use of solder paste and screening operation.
- Eliminates solder bridges and/or solder shorts due to excess solder.
- Ensures a reliable solder joint with controlled solder volume.
- Ideal for surface mount and mixed technology applications.
- For custom solder preform terminal applications consult factory.

SIP Sockets




Available Online:

- RoHS Qualification Test Report
- CAD Drawings

EXPRESS Delivery

Terminals shown with the new EXPRESS symbol are available in most insulator body types with fast lead time. Some quantity and plating restrictions apply. Search our Distributor inventory online at www.advanced.com, or check with customer service for availability.



Features:

- Available in three body types: Peel-A-Way® Removable Terminal Carriers, molded Solid Strips, and molded Snap Strips [breakable at .100/(2.54mm)].
- Board to board applications.
- Peel-A-Way® Removable Terminal Carrier can be easily removed to allow inspection of solder joints on both sides of PC board, or left in place for added stability.
- Custom designs available.

Specifications:

Terminals:


Brass - Copper Alloy
(C36000) ASTM-B-16

Plating:

G - Gold over Nickel
M - Matte Tin over Nickel
T - Tin/Lead over Nickel

Gold per ASTM-B-488
Matte Tin per ASTM545-97
Tin/Lead per MIL-P-81728
Nickel per QQ-N-290

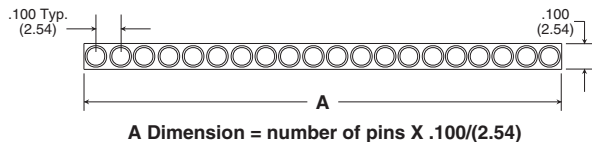
Table of Models

	<p>Description: Peel-A-Way® Strips (KSA) Material: Polyimide Film Index: -269°C to 400°C (-452°F to 752°F)</p> 	
	<p>Description: Molded Snap Strips (HSA) Mat'l: Glass Filled Thermoplastic (PPS) Index: -60°C to 220°C (-76°F to 428°F)</p>	
	<p>Description: Molded Solid Strips (RNA) Mat'l: High Temp. Liquid Crystal Polymer (LCP) Index: -40°C to 260°C (-40°F to 500°F)</p>	

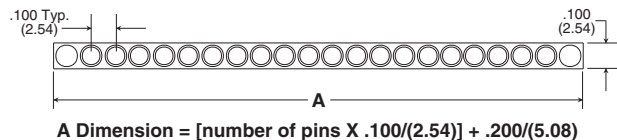
HSA replaces RSA and SA, RNA replaces NA and HNA.

Dimensional Information

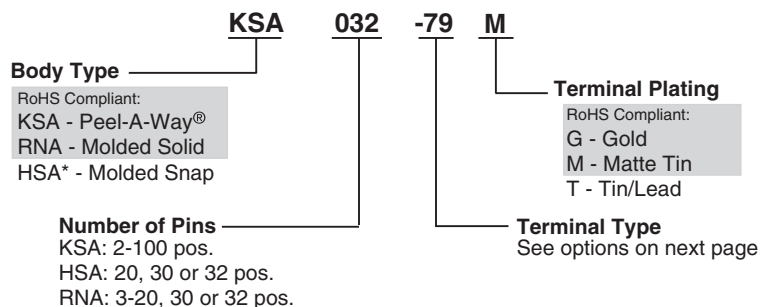
Molded Body Types



Peel-A-Way® Body Types



How To Order



*PSS Insulators (HSA) are not suitable for high temperature, lead-free (RoHS) solder profiles.



5 Energy Way, West Warwick, RI 02893 USA
Tel: 800.424.9850 | 401.823.5200
Fax: 401.823.8723
info@advanced.com | www.advanced.com
Catalog 16A

Products shown covered by patents issued and/or pending. Specifications subject to change without notice.

inch/(mm)


SIP Adapters Molded and Peel-A-Way® Insulators

Additional standard and custom terminals available.
See Terminals section or consult factory.

Standard Terminals

<p>Type -79 Peel-A-Way® only</p>	<p>Type -80 Peel-A-Way® only</p>	<p>Type -81 Peel-A-Way® only</p>	<p>Type -574 Peel-A-Way® only</p>
<p>Type -08 Molded only</p>	<p>Type -09 Molded only</p>	<p>Type -68 Molded only</p>	<p>Type -43 Molded only</p>
<p>Type -185 Molded only</p>	<p>Type -42 Molded only</p>	<p>Type -71 Molded only</p>	

SIP Adapters



Available Online:

- RoHS Qualification Test Report
- CAD Drawings

EXPRESS Delivery



Terminals shown with the new EXPRESS symbol are available in most insulator body types with fast lead time. Some quantity and plating restrictions apply. Search our Distributor inventory online at www.advanced.com, or check with customer service for availability.