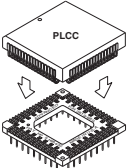
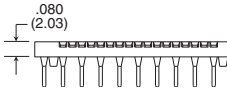


PLCC Adapters with Murphy Circuits®

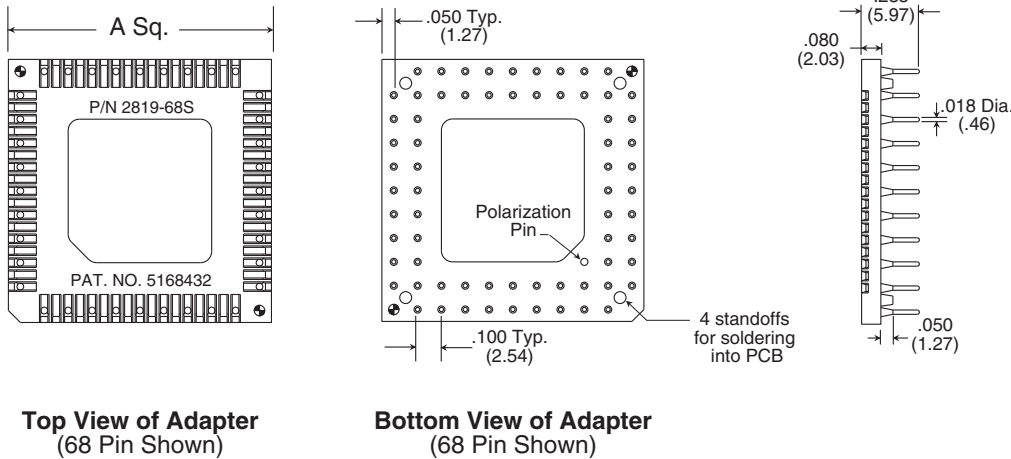
Adapters for JEDEC .050/(1.27mm) Pitch PLCCs (Leaded Type A)

Table of Models

	<p>Description: PLCC to PGA Adapter (2819) Material: High Temp. Glass Filled Thermoplastic* Index: -60°C to 220°C (-76°F to 428°F)</p> <p>Device attach service available.</p>	
---	---	--

*Note: This product is not RoHS Compliant.

Dimensional Information




Part Numbers

With Standoffs	With Polarization Pin & Standoffs	No. of Positions	A
2819-28S	2819-28SP	28	.500 (12.70)
2819-44S	2819-44SP	44	.800 (20.32)
2819-52S	2819-52SP	52	.900 (22.86)
2819-68S	2819-68SP	68	1.100 (27.94)
2819-84S	2819-84SP	84	1.300 (33.02)
2819-100S	2819-100SP	100	1.500 (38.10)
2819-124S	2819-124SP	124	1.800 (45.72)

Also available without standoff - consult factory.
 Consult factory for RoHS Compliant options.

Adapters



Features:

- Adapter allows PLCC devices to be solderable or socketable in a thru-hole application.
- Molded locating ribs aid in device placement.
- Ribs between "J" leads eliminate shorting.
- Adapts JEDEC PLCC packages to standard PGA footprints.
- .100/(2.54mm) pin to pin spacing allows more space for conductor runs on PCB.
- Polarization pin option available.
- Saves space (X, Y, and Z) when used with Advanced PGA (LIF) sockets.
- Allows testing with standard test clips.
- Standoffs aid soldering operation.
- Device attach services available.

Specifications:

Terminals:

Brass - Copper Alloy
 (C36000) ASTM-B-16

Plating:

Tin/Lead over Nickel

Circuit:

Copper Circuit, Tin/Lead Plated

Tin/Lead per MIL-P-81728
 Nickel per QQ-N-290



5 Energy Way, West Warwick, RI 02893 USA
 Tel: 800.424.9850 | 401.823.5200
 Fax: 401.823.8723
 info@advanced.com | www.advanced.com
 Catalog 16A